

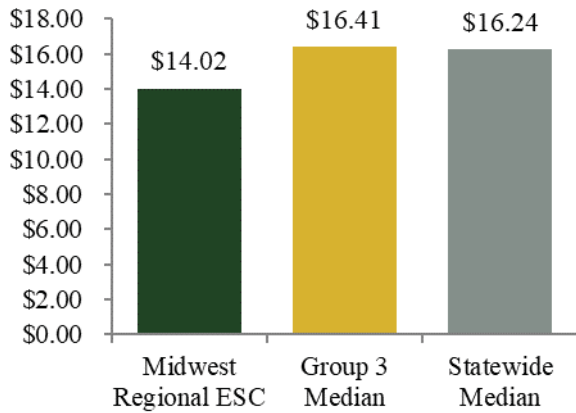
Midwest Regional ESC Profile

Operating Revenue:
\$9,037,514

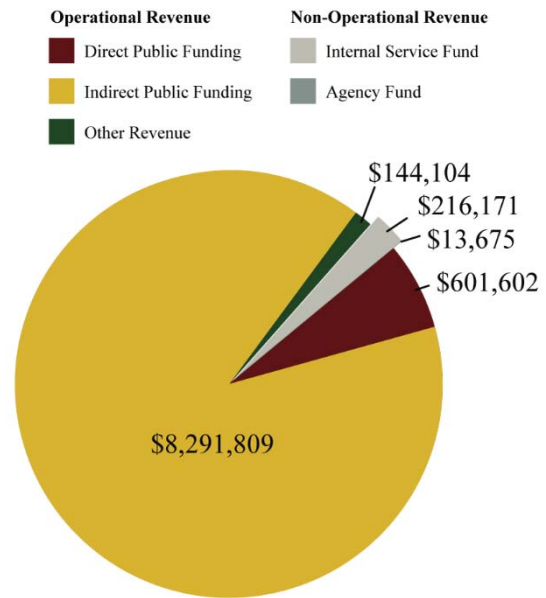
Expenditures:
\$8,655,666

FTEs:
135.80

Revenue Generation Ratio

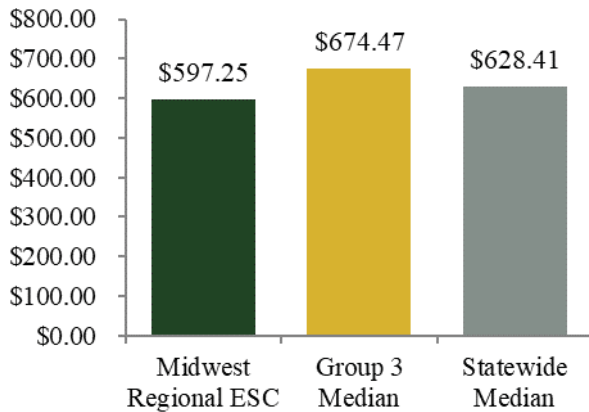


Total Revenue by Source



This ESC collected an additional \$75,732 from local foundation deductions as part of its agreement with its member district(s). This amount is in excess of the required minimum direct funding and is therefore included within the indirect public funding.

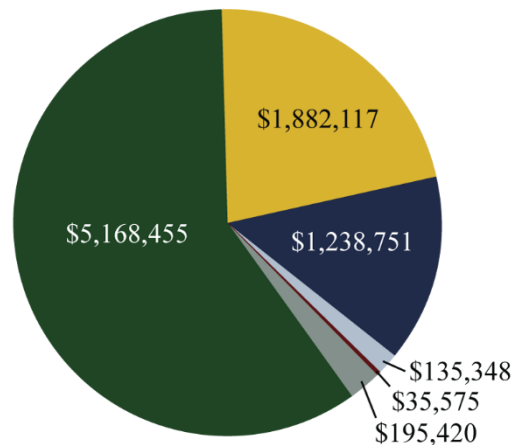
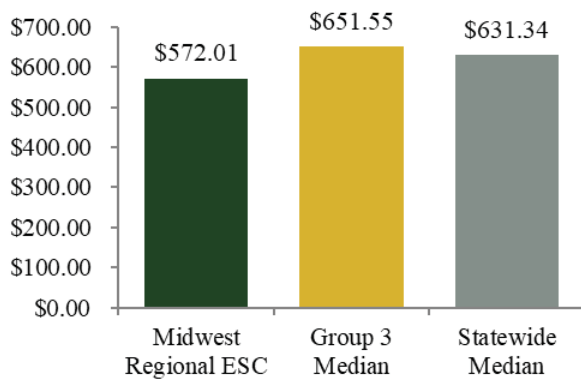
Operating Revenue per Student



Expenditures by Object



Expenditures per Student



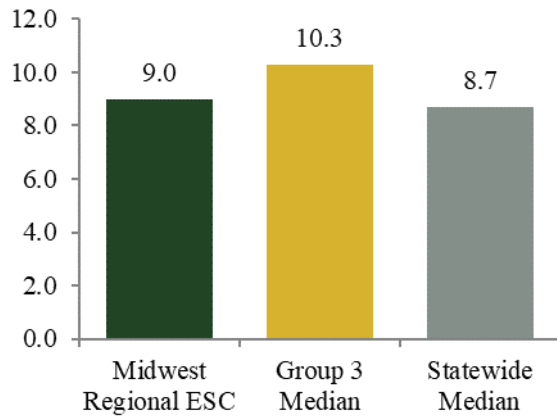
Midwest Regional ESC Profile

Operating Revenue:
\$9,037,514

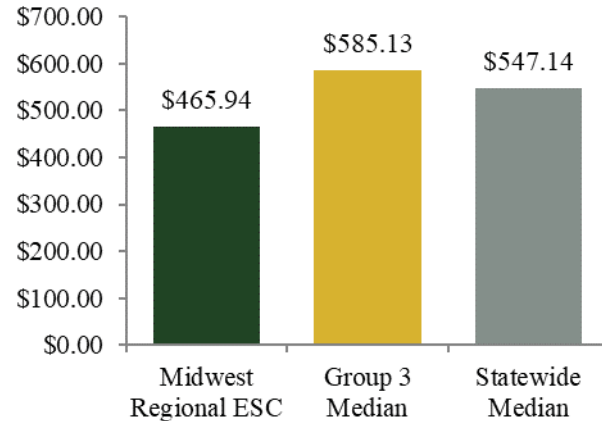
Expenditures:
\$8,655,666

FTEs:
135.80

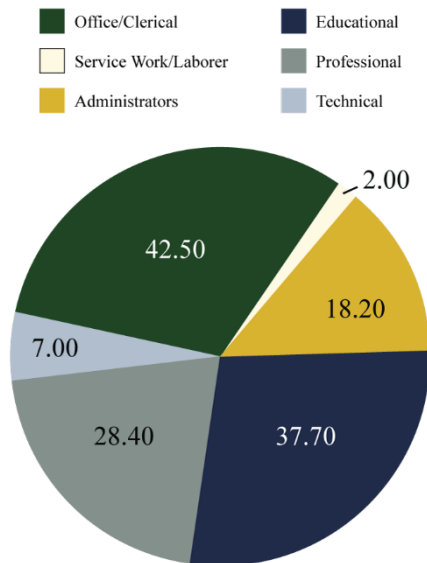
FTEs per 1,000 Students



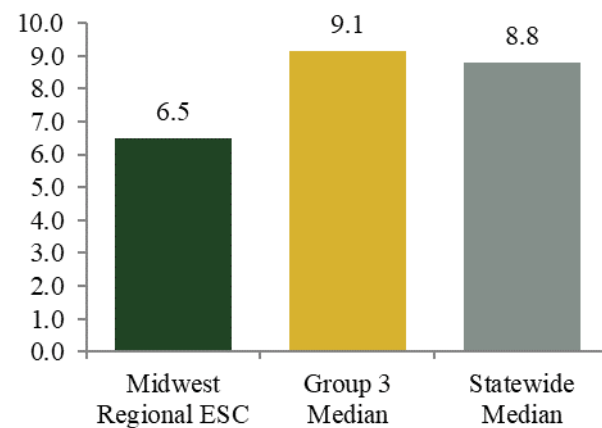
Personnel Cost per Student



FTEs by Category



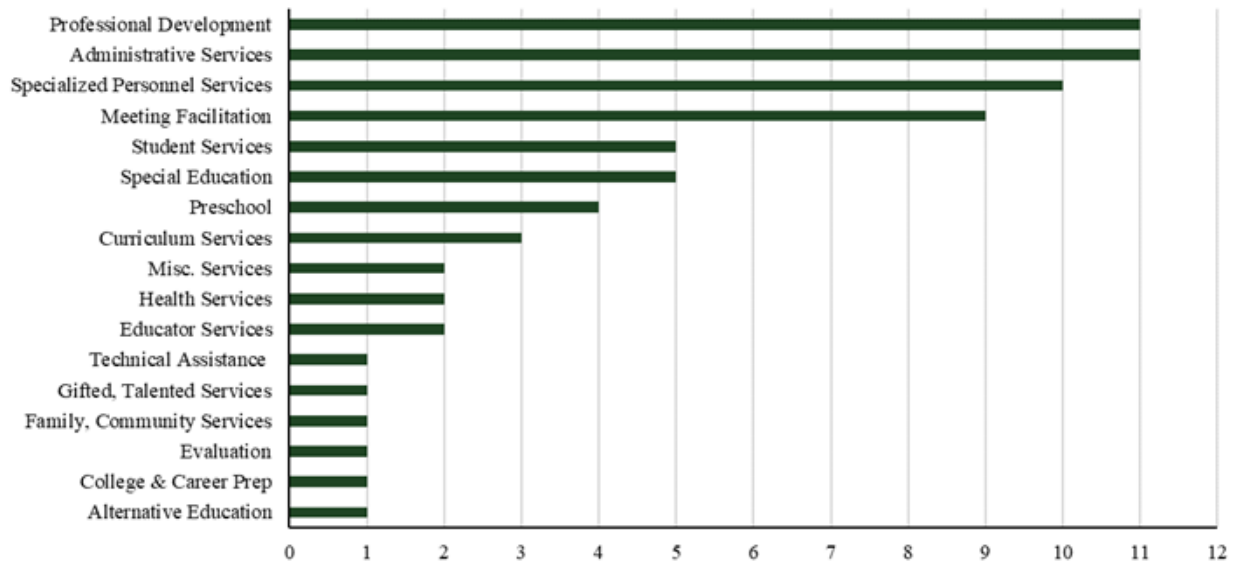
Non-administrative Staff per Administrator



Midwest Regional ESC Profile

Operating Revenue: \$9,037,514	Expenditures: \$8,655,666	FTEs: 135.80
---	--	-------------------------------

Services Offered by Category



Member District Data

Member District Name	Student Enrollment	District Type
Anna LSD	1,199	3
Bellefontaine CSD	2,363	4
Benjamin LSD	1,680	3
Botkins LSD	637	2
Fairlawn LSD	614	2
Fort Loramie LSD	737	2
Hardin-Houston LSD	801	1
Hardin Northern LSD	420	2
Indian Lake LSD	1,545	4
Jackson Center LSD	485	1
Riverside LSD	610	2
Russia LSD	396	2
Sidney CSD	3,205	4
Upper Scioto Valley LSD	440	2